



TYPEN:		Ansicht in Richtung Viewed in direction Regardant en direction	<b>R</b> rechts clockwise à la droite	<b>L</b> links anticlockwise à la gauche
TLR TS	einflutig E single flow simple flux			
R 40	einflutig E single flow simple flux			
TLR	doppelflutig D double flow double flux			
TLR	einflutig E single flow simple flux			
TLR	doppelflutig D double flow double flux			
TLR -S TS -S	einflutig E single flow simple flux			
TLR -HL TS -HL	einflutig E single flow simple flux			
Q				

**Definition der Drehrichtung:**

Blick in die offene Seite des Rades, bei doppelflutigen Rädern in die Radhälfte mit dem Nabenbund.

Bei Q Blick auf die Kupplungsseite. \*

**Definition of the direction of rotation:**

viewed into the open side of the wheel, double flow fan wheels from the side of wheel with the wheel fit.

For Q viewed from the side of the coupling. \*

**Definition du sens de rotation:**

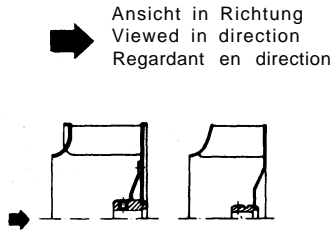
regardent dans le côté ouvert de la roue, roues à double flux du côté de la portée de calage de roue.

Pour Q du côté de l'accouplement.

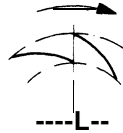
**TYPEN:**

HL 40-70  
HLB 56, 63  
R 67 F  
R 75 F

einflutig  
E single flow  
simple flux



R rechts  
clockwise  
à la droite

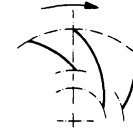
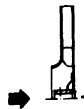


L links  
anticlockwise  
à la gauche



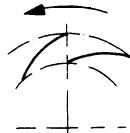
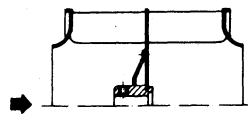
HL 35

einflutig  
E single flow  
simple flux



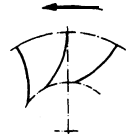
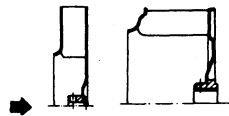
HLR 70  
HL 70  
HLS 70

doppelflutig  
D double flow  
double flux



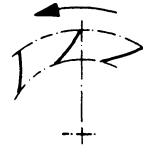
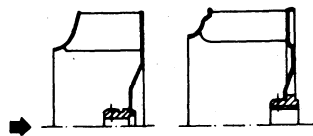
R 48  
R 50  
R 71 B

einflutig  
E single flow  
simple flux



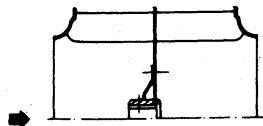
R 67 A  
R 75 A  
R 71 A

einflutig  
E single flow  
simple flux



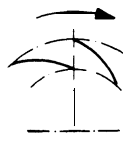
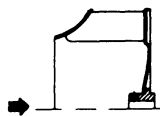
R 71 A

doppelflutig  
D double flow  
double flux



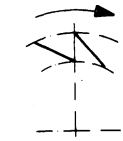
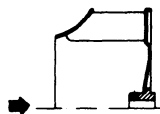
R 70A

einflutig  
E single flow  
simple flux



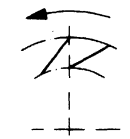
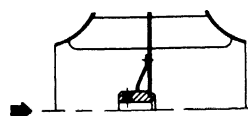
R 78 A  
R 70 B

einflutig  
E single flow  
simple flux



R 78A

doppelflutig  
D double flow  
double flux

**Definition der Drehrichtung:**

Blick in die offene Seite des Rades, bei doppelflutigen Rädern in die Radhälfte mit dem Nabenbund.

**Definition of the direction of rotation:**

viewed into the open side of the wheel, double flow fan wheels from the side of wheel with the wheel fit.

**Définition du sens de rotation:**

regardent dans le côté ouvert de la roue, roues à double flux du côté de la portée de calage de moyeu.